

# Interrail Pass Guide

Browse  
the booklet to  
get the most out  
of your Pass



Download the  
Rail Planner App

It's free and works offline!

  
Interrail



# Create your own story

## Dear Interrail traveller

You have chosen the perfect way to explore Europe – by train! With your Interrail Pass you will be able to travel in the most exciting way imaginable, offering you the freedom to fully appreciate and connect with Europe's spectacular landscapes as well as its cultural and historical heritage.

The booklet you're holding is designed to explain how to use your Interrail Pass so that you can get the most out of your European travel experience.

Our first tip: download the free Rail Planner App to help you plan your trip. There you can find railway timetables, check if seat reservations are required, learn about additional benefits for Interrail Pass holders, make seat reservations for certain high-speed and international trains to guarantee your seat, and much more. Many of the App's features work offline, making it an ideal companion for your Interrail trip!

**Thank you for choosing Interrail, we wish you a fantastic journey!**



# Content

- 4** Quickstart Guide
- 6** How to Use Your Interrail Pass
- 12** Seat Reservations
- 14** Benefits and Discounts

Every effort has been made to ensure that the information in this guide is correct and up-to-date. This information, however, can be subject to change without prior notice, and no guarantee can be made regarding its accuracy or completeness.

## Quickstart Guide



- 1 Before the start of each journey, update your Travel Diary accordingly. If you have a Flexi Pass, also mark the travel date on the Travel Calendar on your ticket. Never change a date and always use blue or black permanent ink!



- 2 It is compulsory to show your Interrail Pass and valid passport/identity document during the journey when requested. Make sure that the name and passport/ID number on your Interrail Pass match your passport/ID.



- 3 Once you have finished travelling, please send us your Pass Cover including the Travel Diary and ticket. We will send you a gift in return!



## Interrail Pass validity

The list below shows all the companies participating in the Interrail programme, listed by country. Your Interrail Pass is also valid with various private railway companies. You can find a full list of all participating companies in the Rail Planner App, under 'Travel Info & Services'.

**Austria** (including Liechtenstein)  
> ÖBB + Westbahn

**Belgium** > SNCB/NMBS +  
Thalys\* + Eurostar\*

**Bosnia-Herzegovina** > ŽFBH  
+ ŽRS

**Bulgaria** > BDŽ

**Croatia** > HŽ

**Czech Republic** > ČD

**Denmark** > DSB

**Finland** > VR

**France** (including Monaco)  
> SNCF + Thalys\* + Eurostar\*

**FYR Macedonia** > MZ-T

**Germany** > DB + Thalys\*

**Great Britain** > ATOC + Eurostar\*

**Greece** > TRAINOSE + Attica  
Group + Minoan Lines

**Hungary** > MÁV-START + GYSEV

**Italy** > Trenitalia + Attica Group  
+ Minoan Lines

**Ireland** > IE + NIR

**Luxembourg** > CFL

**Montenegro** > ŽPCG

**Netherlands** > NS + Thalys\*

**Norway** > NSB

**Poland** > PKP

**Portugal** > CP

**Romania** > CFR

**Serbia** > SV

**Slovakia** > ZSSK

**Slovenia** > SŽ

**Spain** > RENFE

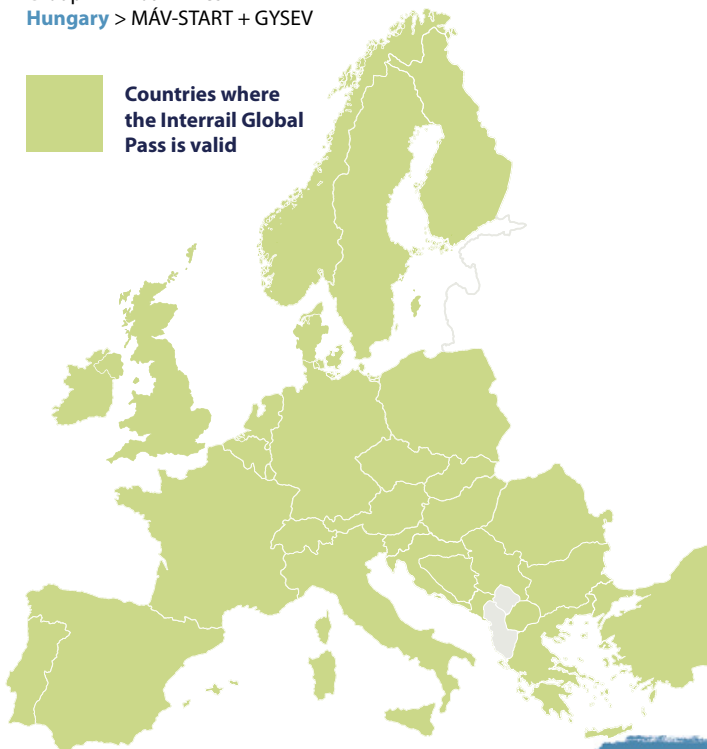
**Sweden** > SJ

**Switzerland** > SBB/CFF/FFS + BLS

**Turkey** > TCDD



**Countries where  
the Interrail Global  
Pass is valid**



\* your Pass must be valid in both the country of departure and arrival

# How to Use Your Interrail Pass



## What is Included in My Interrail Pass?

Your Interrail Pass consists of a Pass Cover with a ticket attached inside. It's important not to detach these two documents under any circumstance, as one is not valid without the other. More information on the workings of your Pass Cover can be found on the next page.

Once you receive your Interrail Pass, the first important thing to do is to carefully check your personal details. Make sure the name and passport/ID number on your Pass match the identification document you will bring on your trip, as the train conductor will check and compare both. Should there be any mistakes, you can get in touch with your point of purchase to get a replacement. Note that an Interrail Pass is strictly personal and can only be used by the person whose name is printed on the ticket, and is not transferable in any way.

## Pass Validity

Interrail Passes can be categorised according to the countries in which they're valid, and the type and duration of their validity. If you wish to make a journey that isn't entirely covered by the validity of your Interrail Pass, you will have to pay for the missing section at a normal fare.

Travel can begin after 00:00 hours on the first date of validity, and the last trip must be completed by midnight (24:00) on the last date of validity. Similarly, travel days for Flexi Passes span from midnight to midnight.





### **Global Pass**

The Global Pass is valid in all 30 Interrail member countries. It also allows for one outbound and one inbound journey in your country of residence. See page 9 for more information on how to make use of these journeys.

### **One Country Pass**

One Country Passes are valid for rail travel within a single country. Refer to page 5 to see which railway company(s) correspond to the country in which your Interrail Pass is valid. The One Country Passes for Italy and Spain are also available as Premium Passes, which include reservations and other exclusive premium benefits. The Interrail Greek Islands Pass is valid only on vessels belonging to the Attica Group and special conditions apply.

### **Continuous Pass**

A Continuous Pass can be used as often as you want during the length of its validity. You can find the exact beginning and end dates of your validity on the top-left of your ticket attached in the Pass Cover.

### **Flexi Pass**

The Flexi Pass is valid for a set number of days within its overall validity. These days are also referred to as “travel days”. You can decide which days count as travel days by entering them in the Travel Calendar, depending on your personal itinerary. To learn more about travel days and the Travel Calendar, turn to page 8.

### **1<sup>st</sup> and 2<sup>nd</sup> class**

An Interrail Pass is valid for travel in the class indicated on the ticket. 1<sup>st</sup> class Passes are also valid in 2<sup>nd</sup> class carriages. 2<sup>nd</sup> class Passes are not valid for travel in 1<sup>st</sup> class carriages. There is no refund for 1<sup>st</sup> class Pass holders travelling in 2<sup>nd</sup> class.







Interrail  
CIV 9902  
VALID: 14.12.2017 - 04.01.2018

FULL NAME: CUBERES, MARIA  
COUNTRY: ANDORRA  
PASS- / ID-NR: 110855396  
DATE OF BIRTH: 25.06.1989

DATE	TIME	FROM	TO	DATE	TIME	CLASS
*	*	Interrail		*	*	2
*	*	GLOBAL PASS		*	*	*

10 / 22 DAYS

TRAVEL CALENDAR BELOW MUST BE FILLED IN:

DAY: 15 / MONTH: 12

VALID: ALL COMPANIES PARTICIPATING IN Interrail  
ADULT ONLY VALID WITH PASSPORT/ID AND COVER  
NOT VALID IN COUNTRY OF RESIDENCE

9902 02 2049411 - 124510 15.09.2017

PRICE EUR \*\*\*399,00  
PAGE 1/1

### Travel day in Travel Calendar

The Travel Calendar on your ticket is used to record which travel days you take. It's important to do so, because your Flexi Pass is not considered valid if you're travelling on a day that's not marked in the calendar.

Your Travel Calendar has a day and month box for each of the travel days you are entitled to, which must be entered with two digits (e.g. 7<sup>th</sup> of May is 07/05) and in sequential order. We do not recommend entering all travel days at once, even if you are already certain of your schedule. This will cause you to lose all flexibility. Just enter the date before the first trip of each day you travel.

Once a travel day has been entered in the Travel Calendar, it cannot be changed later. Doing so can be considered attempted fraud. For this reason, it's also not allowed to use pencil to fill in the dates, you must use blue or black non-erasable ink. In case you do make a mistake, you will have to mark the correct date in a new box, which means you lose one travel day.

### Travelling in Your Country of Residence

The country in which you live and/or have citizenship for is considered your country of residence. You can find it printed on your ticket in the top-right corner. An Interrail Pass can generally not be used to travel in this country, but the Interrail Global Pass allows you to make two trips in your country of residence, provided it is an Interrail member country\*. These trips should be your outbound and inbound journey.

- The outbound journey can be used to travel from any location in your country of residence to the border, an airport, or port.
- The inbound journey can be used to travel from the border, an airport or port back to a destination within your country of residence.

You may travel with more than one train, provided the trips are made within the same day.

\* all countries listed on page 5 of this guide are Interrail member countries

## What to Do When Travelling in Your Country of Residence

### Step 1 Fill in the outbound/inbound date on your Pass Cover

Before boarding, enter the date on which you will be using the outbound journey in the designated area of the Travel Diary. Do the same when making your inbound journey. If you do not make use of these trips, this space can be left blank.

Outbound journey	Day	15	Month	11
Inbound journey	Day	06	Month	12

### Step 2 Fill in your trip details

As with all other trips, make sure that all trains of each outbound and inbound trip are registered in your Travel Diary.

### Step 3 Flexi Pass? Record the date on your ticket

If you have a Flexi Pass you are required to use a travel day, which should be recorded in your Travel Calendar.

The image shows two parts of the Interrail Pass interface. The top part is the 'Travel Diary' section, which includes fields for 'Journey', 'Date', 'Time', 'Train', 'Station', and 'Type'. A red circle with the number '3' is placed over the 'Journey' field. The bottom part is the 'Travel Calendar' section, which includes a table with columns for 'Date', 'Travel Day', 'Journey', 'Time', 'Train', 'Station', and 'Type'. A red circle with the number '1' is placed over the 'Date' column, and a red circle with the number '2' is placed over the 'Travel Day' column.

## Saving a Travel Day for Overnight Trips

In case of an overnight trip, your Interrail Pass should normally be valid on both the day of departure as well as the day of arrival, meaning you'd have to use two travel days with a Flexi Pass. However, if your overnight train leaves after 19:00 and arrives at its destination after 04:00, you only have to use one travel day, the day of arrival. Both days do have to fall within the overall validity of the Pass.

For example, if you board a train to Munich that departs at 21:10 on 11<sup>th</sup> August, set to arrive at its destination at 06:15 the following morning, you only have to enter 12<sup>th</sup> August in your Travel Calendar.

This rule also applies if you are using your outbound or inbound journey, but make sure that both days on which you're travelling are within the overall validity of your Pass. The day that is to be marked in the Travel Calendar (the day of arrival) should also be entered in the outbound/inbound journey fields (whichever is applicable).

For example, say you wish to start your Interrail trip with an overnight train from Duesseldorf, Germany (your country of residence) to Vienna on July 2<sup>nd</sup> with a departure time of 20:54, set to arrive at 08:11 on July 3<sup>rd</sup>. In this case, July 3<sup>rd</sup> should be entered in the Travel Calendar, as well as in the outbound journey fields, with July 2<sup>nd</sup> still falling within the overall validity of the Pass.

When travelling by night ferry, you only have to use one travel day. You may mark either the date of departure or arrival on your Travel Calendar. The choice is yours.

## Duplication and Replacement of the Interrail Pass

An Interrail Pass can only be replaced when it bears incorrect information due to a mistake by the point of sale. This can only be done at that same point of sale. Passes that have been damaged, lost or stolen cannot be replaced. Tickets purchased to replace lost or stolen Passes can also not be refunded.

## Misuse of the Interrail Pass

Failing to adhere to one or more of the usage principles outlined in this guide may result in your Pass being considered not valid for travel. If you travel with an Interrail Pass that is not valid, you are subject to payment of a full-fare ticket and a maximum fine of 200 euro, subject to the rules of the relevant railway or shipping company.

Furthermore, railway or ferry staff are entitled to confiscate a Pass:

- which is a counterfeit or copy
- that is being used by anyone other than the person to whom it was issued
- on which the data on the ticket has been altered
- used outside of its period validity
- used without a passport or other recognised photographic identification document (no copies)

In the above cases, the Pass holder is considered to be attempting fraud against both Eurail Group G.I.E. and the carrier they are travelling with. This will be reported to national authorities, who will determine the appropriate penalties. Confiscated Interrail Passes cannot be returned or replaced under any circumstance.

For further information on the Interrail Conditions of Use, please visit: [eurailgroup.org/interrailcou](https://eurailgroup.org/interrailcou).





## Seat Reservations



While Interrail is accepted on most trains throughout Europe, some railway companies require an advanced booking for their trains, incurring an additional fee that is not covered by your Pass (unless you are a Premium Pass holder). This reservation guarantees a seat (or bed) and may also include additional services, like a meal and drink served at your seat, or free WiFi, ensuring a pleasant and comfortable trip.

Train services that require an advance reservation include (but are not limited to):

- Seats for most high-speed trains (like SNCF TGV, Thalys, Lyria, Trenitalia Freccia, RENFE AVE, PKP EIP, Eurostar)
- Sleeping accommodation in night trains, like couchettes and beds
- Panoramic coaches, available in some scenic trains

For ferries, Interrail Pass holders must pay for/book the following in advance:

- Use of cabins, berths and reclining seats\*
- Season supplements from June to September on the shipping lines operated by Attica Group (Superfast Ferries and Blue Star Ferries) or Minoan Lines between Italy and Greece\*
- Port taxes\*
- Use of certain boats



Seats that require an advance reservation can be in high demand, especially during high-season (July/August), so you are advised to book your reservations well in advance. High-speed trains in Germany, Australia, and Switzerland generally don't require reservations.

The Trip Planner in the Rail Planner App will also show you when a seat reservation is compulsory. Reservations can be booked at train stations, with a rail pass agent or online. Reservations for Italy and France, as well as some international trains (including Eurostar and Thalys), can also be booked via the Rail Planner App. You can find out more about reservations and where to book on [eurailgroup.org/reservations](https://eurailgroup.org/reservations).

**Tip:** On the Rail Planner App, it is possible to use the filter "Trains without compulsory reservations" when planning your trip. Please note that you might spend more time travelling and may need to change trains more frequently, but you avoid having to pay additional fees for seat reservations.



\* with the exception of the Greek Islands Pass for which accommodation, supplements and fees are included



## Benefits and Discounts



Your Interrail Pass gives you access not just to Europe's train network, but also to a wide range of additional benefits across Europe, making your journey all the more enjoyable. Interrail Pass holders are entitled to discounts on city cards in popular destinations, boat tours, hotel and hostel accommodation, museum tickets, other public transport, and much more!

For the benefits granted by your Interrail Pass, there is a distinction between free and discounted benefits:

### Free benefits

These are the benefits that allow you to make use of a company's services for free, including the free passage on participating train and ferry lines. Flexi Pass users can use free passage benefits only on days marked in the Travel Calendar. In case of a free passage benefit on an international shipping line, the Pass must be valid in both the country of departure as well as the country of arrival.





## Discounted benefits

Discounted benefits grant you a price reduction on certain services or products. Flexi Pass users can make use of discounted benefits on any day within the overall validity of their Pass, even if all travel days have already been used. For international shipping lines, the Pass only needs to be valid in the country of departure OR the country of arrival.

**Tip:** In the Pass Benefits section of the Interrail Rail Planner App you can find a list of benefits listed by country. If a benefit requires an advanced booking, it will also contain details on how to book.

Most benefits can be arranged at the destination, but some require advance booking, particularly international shipping lines. It's advised to check if a company still honours the benefit before buying or booking, as benefits are subject to change without prior notice. Please note that benefits can only be used if your Interrail Pass is valid in the corresponding country, and upon presentation of your Interrail Pass.



# Interrail benefits

Save on more than just travel with our trusted benefit partners. Get access to a wide range of free and discounted benefits with your Pass, and experience the best of Europe at the most attractive prices.



## Must-see scenic routes!

Up to 50% off, or only a seat reservation required

## Ferries

20-50% discount across Europe




## City cards

10-50% discount on city cards, including Barcelona, Brussels, Ljubljana, Salzburg, Valencia, and many more

## Tours and attractions

Up to 50% off on attractions, museums, and tours



## Accommodation

10-20% discount on hotels and hostels across Europe

## Door-to-door luggage services

20% off via Eurosender





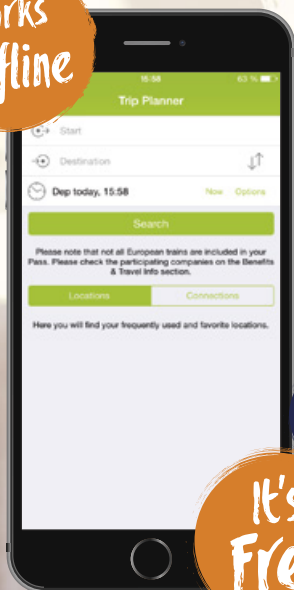
In case you run out of space on your Pass Cover for recording your trips, you can use these extra lines. Please show them together with your Pass Cover to the Ticket Inspector. Make sure that these extra pages are also attached if you decide to send in your Pass Cover.

[illegible]



# Rail Planner App

Works  
Offline



Easy

It's  
Free



## Rail Planner App Free, offline, convenient.

The Rail Planner App is your ideal travel companion, with a Trip Planner that gives full access to the European train timetables. The best part is, it even works offline, so you can plan your next trip even without an internet connection!

You can also:

- Check the extra discounts, free benefits and advantages you are entitled to
- Obtain valuable travel information and FAQs to help you plan your European trip
- Make e-reservations for high-speed trains in Italy, domestic France trains, and certain international lines (requires an internet connection)
- Find stations near you with an augmented reality environment



Available for download from:



  
**Interrail**

# Create your own story

*Share your Interrail story online and inspire others!*

 [facebook.com/interrail](https://facebook.com/interrail)

 [@interrail](https://www.instagram.com/interrail)

 [#Interrail #CreateYourOwnStory](https://twitter.com/interrail)

 [upload.interrail.eu](https://upload.interrail.eu)