

Interrail Pass Guide



Browse
the booklet to
get the most out
of your Pass



Download the
Rail Planner App
It's free and works offline!


Interrail



Create your own story

Content

- 4 Pass Validity
- 6 How to Use Your Interrail Pass
- 12 Seat Reservations
- 14 Benefits and Discounts

Tip: Download our **free Rail Planner App** to help you plan your trip! It has a trip planner that works offline, the option of making seat reservations for certain high-speed and international trains, all information about additional benefits you can get with your Pass, and much, much more. It's the perfect companion for your trip!



Every effort has been made to ensure that the information in this guide is correct and up-to-date. This information, however, can be subject to change without prior notice, and no guarantee can be made regarding its accuracy or completeness.

Pass Validity

Interrail Passes can be categorised according to the countries in which they're valid (also referred to as 'Pass Coverage'), and the type and duration of their validity. If you wish to make a journey that isn't entirely covered by the validity of your Interrail Pass, you will have to pay for the missing section at a normal fare.

Travel can begin after 00:00 hours on the first date of validity, and the last trip must be completed by midnight (24:00) on the last date of validity. Similarly, travel days for Flexi Passes span from midnight to midnight.

Flexi Pass

The Flexi Pass is valid for a set number of days within its overall validity. These days are also referred to as "travel days". You can decide which days count as travel days by entering them in the Travel Calendar. To learn more about travel days and the Travel Calendar, turn to page 8.

Continuous Pass

A Continuous Pass can be used as often as you want during the length of its validity. You can find the exact beginning and end dates of your validity on the top-left of your ticket attached in the Pass Cover.

1st and 2nd class

An Interrail Pass is valid for travel in the class indicated on the ticket. 1st class Passes are also valid in 2nd class carriages. 2nd class Passes are not valid for travel in 1st class carriages. There is no refund for 1st class Pass holders travelling in 2nd class.

Pass Types

Global Pass

The Global Pass is valid with all companies participating in Interrail. It can also be used to travel away from and back into your country of residence. See page 9 for more information on how to travel in your country of residence.

One Country Pass

One Country Passes are valid for rail travel within a single country (or, in some cases, a group of countries). Refer to page 5 to see which railway company(s) correspond to the country in which your Interrail Pass is valid. The One Country Passes for Italy and Spain are also available as Premium Passes, which include seat reservations. The Interrail Greek Islands Pass is valid on vessels belonging to Attica Group and Anek Lines in the Adriatic Sea and Crete routes and special conditions apply.

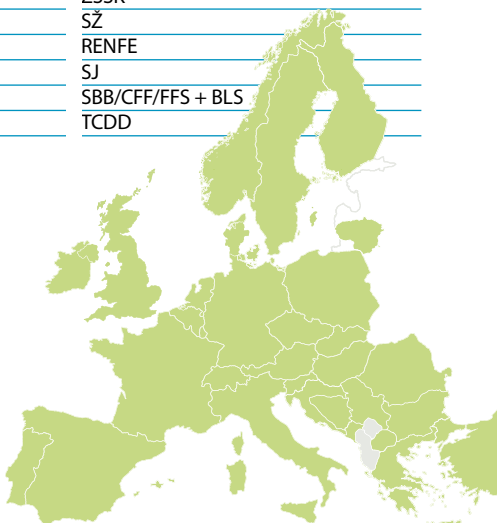
Pass Coverage

Participating Companies

The list below shows all companies participating in Interrail. Your Interrail Pass is also valid with various private railway companies. You can find a full list of all participating companies in the Rail Planner App.

Austria (incl. Liechtenstein)	ÖBB + Westbahn
Belgium	SNCB/NMBS + Thalys* + Eurostar*
Bosnia-Herzegovina	ŽFBH + ŽRS
Bulgaria	BDŽ
Croatia	HŽ
Czech Republic	ČD + RegioJet + LeoExpress
Denmark	DSB + Arriva + NT
Finland	VR
France (incl. Monaco)	SNCF + Thalys* + Eurostar*
FYR Macedonia	MZ-T
Germany	DB + Thalys*
Great Britain	ATOC + Eurostar*
Greece	TRAINOSE + Attica Group
Hungary	MÁV-START + GySEV
Italy	Trenitalia
Ireland	IE + NIR
Lithuania	LG
Luxemburg	CFL
Montenegro	ŽPCG
Netherlands	NS + Thalys*
Norway	NSB
Poland	PKP
Portugal	CP
Romania	CFR
Serbia	SV
Slovakia	ZSSK
Slovenia	SŽ
Spain	RENFE
Sweden	SJ
Switzerland	SBB/CFF/FFS + BLS
Turkey	TCDD

 **Countries where the Interrail Global Pass is valid**



* your Pass must be valid in both the country of departure and arrival

How to Use your Interrail Pass



What is Included in My Interrail Pass?

Your Interrail Pass consists of a Pass Cover with a ticket attached inside. It's important not to detach these two documents under any circumstance, as one is not valid without the other. More information on the workings of your Pass Cover can be found on the next page.



Important: Do not detach these two documents under any circumstance as one is not valid without the other.

Once you receive your Interrail Pass, the first important thing to do is to carefully check your personal details. Note that an Interrail Pass is strictly personal and can only be used by the person whose name is printed on the ticket, and is not transferable in any way.



Additional Travel Documents Needed

Aside from your Interrail Pass, you will of course need a valid passport or legally equivalent identification document while travelling. Ticket inspectors might ask to see this when checking your Interrail Pass, so be sure to keep it at hand. Without a passport or other photographic identification document (no photocopies), your Interrail Pass is not valid.

Make sure the name and passport/ID number on your Pass match the identification document you will bring on your trip, as the ticket inspectors may check and compare both. Should there be any mistakes, you can get in touch with your point of purchase to get a replacement.

Travel insurance is also highly recommended, as this is not included in your Pass. Note that lost or stolen Passes cannot be replaced.

Pass Cover

Your ticket is stapled inside of the Interrail Pass Cover. It serves to keep your ticket protected and contains the Travel Diary, which is an essential part of travelling with Interrail. You'll find some space underneath your ticket to fill in your contact details; these will only be used to send you a gift (and return your Pass Cover if you so wish), in exchange for you sending us your Pass Cover. Please note, during busy periods it can take a few months to return your Pass Cover and receive your gift.



Travel Diary

The Travel Diary is integral to the Interrail experience as it helps you to keep a personal record of your journey, and it helps motivate the European railways to continue participating in Interrail. Therefore, it is required to fill in the details of each leg of your journey before departure; your Interrail Pass is not valid for travel when the trip you're making is not recorded in the Travel Diary. Any trips you make for which your Interrail Pass is not used do not have to be entered.

The screenshot shows a digital form for the Travel Diary. It has columns for Day, Month, Time, From, To, Train, Bus, Boat, and Control area. The 'From' field contains 'VIENNA' and the 'To' field contains 'BUDAPEST'. The 'Train' mode is selected with an 'X'. Numbered callouts point to: 1. The Date/Time fields (11, 07, 09:22); 2. The From/To fields (VIENNA, BUDAPEST); 3. The Train/Bus/Boat mode selection; 4. The Control area field.

- 1 Date/Time:** Here the day, month and time of departure should be entered.
- 2 From/To:** The beginning and end station of your trip. It's advised to enter the station names in local language.
- 3 Train/Bus/Boat:** Indicate the mode of transport for your trip.
- 4 Control Area:** This will be stamped by the ticket inspector when your Pass is checked.

Travel Calendar

If you are travelling with a Flexi Pass, this entitles you to a certain number of travel days within an overall validity period. On a travel day, you can travel as much and as often as you want, but make sure to check if a seat reservation is required for the train(s), bus(es) and/or ferry(s) you'll travel with.

The Travel Calendar on your ticket is used to record which travel days you take. It's important to do so, because your Flexi Pass is not considered valid if you're travelling on a day that's not marked in the Travel Calendar.

Your Travel Calendar has a day and month box for each travel day, which must be entered with two digits (7th of May is 07/05) and in sequential order. We do not recommend entering all travel days at

The screenshot shows an Interrail ticket for MARGA CUBERES from ANDORRA. The validity period is 14.12.2019 - 04.01.2020. The ticket is for a FLEXI GLOBAL PASS, valid for 10/22 days. The Travel Calendar section is titled 'TRAVEL CALENDAR: BELOW MUST BE FILLED IN:'. It has a grid for DATE, TIME, and CLASS. The date 15/12 is highlighted with a red box and a red arrow pointing to the caption below. The ticket price is EUR 399.00.

Travel day in Travel Calendar

once, even if you are already certain of your schedule. This will cause you to lose all flexibility. Just enter the date before the first trip of each day you travel.

Once a travel day has been entered in the Travel Calendar, it cannot be changed later. Doing so can be considered attempted fraud. For this reason, it's also not allowed to use pencil to fill in the dates, you must use blue or black non-erasable ink. In case you do make a mistake, you will have to mark the correct date in a new box, which means you lose one travel day.

Travelling in Your Country of Residence

The country in which you live and/or have citizenship for is considered your country of residence. You can find it printed on your ticket in the top-right corner. An Interrail Pass can generally not be used to travel in this country, but the Interrail Global Pass does allow you to make two trips in your country of residence, provided it is a country participating in Interrail*.

These two trips are referred to as the outbound and inbound journey.

- The outbound journey can be used to travel from any location in your country of residence to the border, or an airport or port.
- The inbound journey can be used to travel from the border, or an airport or port, back to the destination in your country of residence.

You may travel with more than one train, provided the trips are made within the same day (with the exception of night trains).

What to Do When Travelling in Your Country of Residence

Step 1 Fill in the outbound/inbound date on your Pass Cover

Outbound journey	Day	15	Month	11
Inbound journey	Day	06	Month	12

Before boarding, enter the date on which you will be using the outbound journey in the designated area of the

Travel Diary. Do the same when making your inbound journey. If you do not make use of these trips, this space can be left blank.

Step 2 Fill in your trip details

As with all other trips, make sure that all trains of each outbound and inbound trip are registered in your Travel Diary.

Step 3 Flexi Pass? Record the date on your ticket

If you have a Flexi Pass you are required to use a travel day, which should be recorded in your Travel Calendar.

* All countries listed on page 5 of this guide are considered to be participating in Interrail

Saving a Travel Day for Overnight Trips

If you are taking an overnight trip using a Flexi Pass, and you do not change trains after midnight, you only have to use one travel day: the day of departure. Note that both the day of departure and arrival need to fall within the overall validity of your Pass.

For example if you board a night train that departs at 18:10 (06:10pm) on 11th August, which is set to arrive at its destination at 02:15 (02:15am) in the morning, you only have to enter 11th August in your Travel Calendar. If you are still on the train past midnight you do not need to activate a second day, unless you board a second train.

This rule also applies if you are using your outbound or inbound journey, but make sure that both days on which you're travelling are within the overall validity of your Pass. The day that is to be marked in the Travel Calendar (the day of departure) should also be entered in the outbound/inbound journey fields (whichever is applicable).

For example, say you wish to start your Interrail trip with an overnight train from Duesseldorf, Germany (your country of residence) to Vienna on July 2nd with a departure time of 20:54, set to arrive at 08:11 on July 3rd. In this case, July 2nd should be entered in the travel calendar, as well as in the outbound journey fields, as long as July 3rd also falls within the overall validity period of you Pass.

Overnight Ferry Trips

When travelling by a night ferry that is covered by your Interrail Pass, you only have to use one travel day. You may mark either the date of departure or arrival on your Travel Calendar. The choice is yours.



Duplication and Replacement of the Interrail Pass

An Interrail Pass can only be replaced when it bears incorrect information due to a mistake at the point of sale. This can only be done at the same point of sale where you purchased your Pass from. Passes that have been damaged, lost or stolen cannot be replaced. Tickets purchased to replace lost or stolen Passes can also not be refunded.

Misuse of the Interrail Pass

Failing to adhere to one or more of the usage principles outlined in this Pass Guide may result in your Pass being considered not valid for travel. If you travel with an Interrail Pass that is not valid, you are subject to payment of a full-fare ticket and a maximum fine of 200 euro, subject to the rules of the relevant railway or ferry company.

Furthermore, railway or ferry staff are entitled to confiscate a Pass:

- which is a counterfeit or copy
- that is being used by anyone other than the person to whom it was issued
- on which the data on the ticket has been altered
- used outside of its period validity
- used without a passport or other recognised photographic identification document (no copies)

In the above cases, the Pass holder is considered to be attempting fraud against both Eurail Group G.I.E. and the carrier they are travelling with. This will be reported to national authorities, who will determine the appropriate penalties. Confiscated Interrail Passes cannot be returned or replaced under any circumstance.

For further information on the Interrail Pass Conditions of Use, please visit: eurailgroup.org/interrailcou.



Seat Reservations



While Interrail is accepted on most trains throughout Europe, some railway companies require an advanced booking for their trains, incurring an additional fee that is not covered by your Pass (unless you are a Premium Pass holder). This reservation guarantees a seat (or bed) and may also include additional services, like a meal and drink served at your seat, or free WiFi, ensuring a more pleasant and comfortable trip.

Train services that require an advance reservation include (but are not limited to):

- Seats for most high-speed trains (like SNCF TGV, Thalys, Lyria, Trenitalia Freccia, RENFE AVE, PKP EIP, Eurostar)
- Sleeping accommodation in night trains, like couchettes and beds
- Panoramic coaches, available in some scenic trains

For ferries, Interrail Pass holders must pay for/book the following in advance:

- Use of cabins, berths and reclining seats*
- Season supplements from June to September on the ferry lines operated by Attica Group (Superfast Ferries and Blue Star Ferries)*
- Port taxes*
- Use of certain boats



Seats that require an advance reservation can be in high demand, especially during the summer travel high season (July/August), so you are advised to book your reservations well in advance. High-speed trains in Germany, Austria, and Switzerland generally don't require reservations.

The travel planner in the Rail Planner App will indicate when a seat reservation is compulsory. Reservations can be booked at train stations, with a rail pass agent, or online. Reservations for Italy and France, as well as some international trains (including Eurostar and Thalys), can also be booked via the Rail Planner App. You can find out more about reservations and where to book on [eurailgroup.org/reservations](https://www.eurailgroup.org/reservations).

Tip: In the Rail Planner App, it is possible to use the "No reservation needed" option when planning your trip. Please note that you might spend more time travelling and may need to change trains more frequently, but you avoid having to pay additional fees for seat reservations.



* with the exception of the Greek islands Pass for which 4-bed cabins (1st class Pass) or dormitories/aircraft type seats (2nd class Pass) are included with no extra charges or supplements

Benefits and Discounts



Your Interrail Pass gives you access not just to Europe's train network, but also to a wide range of additional benefits across Europe, making your journey all the more enjoyable. Interrail Pass holders are entitled to discounts on city cards in popular destinations, boat tours, hotel and hostel accommodation, museum tickets, other public transport, and much more! Take a look in the Rail Planner App for the full list of benefits and discounts available to you.

For the benefits granted by your Interrail Pass, there is a distinction between free and discounted benefits:

Free benefits

These are the benefits that allow you to make use of a company's services for free, including the free passage on participating train and ferry lines. Flexi Pass users can use free passage benefits only on days marked in the Travel Calendar. In case of a free passage benefit on an international ferry line, the Pass must be valid in both the country of departure as well as the country of arrival.



Discounted benefits

Discounted benefits grant you a price reduction on certain services or products. Flexi Pass users can make use of discounted benefits on any day within the overall validity of their Pass, even if all travel days have already been used. For international ferry lines, the Pass only needs to be valid in the country of departure OR the country of arrival.

Tip: In the Pass Benefits section of the Interrail Rail Planner App you can find a list of benefits listed by country. If a benefit requires an advanced booking, it will also contain details on how to book.



Most benefits can be arranged at the destination, but some require advance booking, particularly international ferry lines. It's advised to check if a company still honours the benefit before buying or booking, as benefits are subject to change without prior notice. Please note that benefits can only be used if your Interrail Pass is valid in the corresponding country, and upon presentation of your Interrail Pass.



Interrail Benefits

Save on more than just travel with our trusted benefit partners. Get access to a wide range of free and discounted benefits with your Pass, and experience the best of Europe at the most attractive prices. Download our Rail Planner App or go to benefitsportal.eurailgroup.org to find benefits for your trip.



Must-see scenic routes!

Up to 50% off, or only a seat reservation required

Ferries

20-50% discount across Europe




City cards

10-50% discount on city cards, including Vienna, Budapest, Frankfurt, York, and many more

Tours and attractions

Up to 50% off on attractions, museums, and tours




Accommodation

10-20% discount on hotels and hostels across Europe

Food and drinks

10% discount at Hard Rock Café across Europe



Download the Rail Planner App

- ✓ Travel planner
- ✓ All Pass benefit information
- ✓ E-ticket reservations
- ✓ Travel info

Works
offline

It's
free



Rail Planner App
Free, offline, convenient.

The Rail Planner App is your ideal travel companion, with a travel planner that gives full access to the European train timetables. The best part is, it even works offline, so you can plan your next trip or find a Pass benefit near you no matter where you are!



Available for download from:



Interrail

Create your own story

Share your Interrail story online and inspire others!

 facebook.com/interrail

 [@interrailleu](https://instagram.com/interrailleu)

 [#Interrail #CreateYourOwnStory](https://twitter.com/Interrail)

 upload.interrail.eu

Eurail Group G.I.E.
P.O. Box 2112
3500 GC Utrecht
The Netherlands

The logo features a stylized green wave above the word "Interrail" in a blue sans-serif font.

English version
Edition 2019



EG11912